



# Hopelands Preparatory School

38/40 Regent Street, Stonehouse, Gloucestershire, GL10 2AD

## Newsletter 4<sup>th</sup> November

| November         |   |  |               |
|------------------|---|--|---------------|
| 9 <sup>th</sup>  | 1.30 – 4pm                                  | Swimming at Westonbirt                       | Y1, Y2 and Y3 |
| 10 <sup>th</sup> | 9.00 – 12pm                                 | Forest School at Westonbirt                  | R, Y1 and Y2  |
| 10 <sup>th</sup> | 10.00 – 2pm                                 | Space Day at Westonbirt                      | Year 5        |
| 16 <sup>th</sup> | 1.00 – 5pm                                  | Rugby Match at Rendcomb                      | Year 5        |
| 16 <sup>th</sup> | 1.30 – 4pm                                  | Swimming at Westonbirt                       | Y1, Y2 and Y3 |
| 17 <sup>th</sup> | Children in Need Day                        |  |               |
| 18 <sup>th</sup> | School Photographs – Individuals & Siblings |  |               |
| 18 <sup>th</sup> | 1.30 – 4pm                                  | Rugby Match at King’s                        | Year 5 boys   |
| 23 <sup>rd</sup> | 1.30 – 4pm                                  | Swimming at Westonbirt                       | Y1, Y2 and Y3 |
| 23 <sup>rd</sup> | 1.45 – 3pm                                  | Singing at the Community Centre              | Y4, 5 & 6     |
| 25 <sup>th</sup> |   | Masterclass with Olympic athlete             |               |
| 30 <sup>th</sup> | 1.30 – 4pm                                  | Swimming at Westonbirt                       | Y1, Y2 and Y3 |
| 30 <sup>th</sup> | 7.00 – 9pm                                  | Wreath Making with Friends of Hopelands      |               |
| December         |   |  |               |
| 7 <sup>th</sup>  | 1.30 – 4pm                                  | Swimming at Westonbirt                       | Y1, Y2 and Y3 |
| 12 <sup>th</sup> | tbc   | Key Stage 2 Christmas Show – Parents Welcome |               |
| 13 <sup>th</sup> | 4pm   | Nativity – Parents Welcome                   |               |
| 14 <sup>th</sup> | Christmas Activity Day & Christmas Lunch!   |  |               |

### In this week's newsletter:

Message from Headteachers  
Class Updates  
Clubs  
Match Report  
Notices  
Congratulations

### Please keep an eye out for the following lost Property:

Book Bag – Anthony Tiptaft  
School Coat, school jumper, water bottle –  
Joshua Wratten

For all the latest pictures and weekly activities please follow us on social media:



[HopelandsPrepSchool](https://twitter.com/HopelandsPrepSchool)



[HopelandsPrepSchool](https://www.facebook.com/HopelandsPrepSchool)



[HopelandsPrepSchool](https://www.instagram.com/HopelandsPrepSchool)

## Message from the Headteachers

Dear Parents,

It has been wonderful to welcome everyone back to our school following a restful half-term and we are pleased to be sharing with you some good news today of some new pupils, a new staff appointment, as well as a newlywed member of our team.

The first week of term is always that bit more challenging for the children as they settle into the school routine again, and this came timely with the change in the clocks, so we were not hugely surprised to overhear some children in conversations about hibernating!

We would like to welcome our three new pupils - Grace in Reception, Arthur in Year 2, and Guy in Year 5 - and their families to our Hopelands' community. We are very proud of all our pupils for how they have made them feel part of Hopelands right from day one; a testament to the great values and principles our children hold.

We started the week with Halloween Day, when the school playground was full of 'scary creatures' lining up at the start of the morning. The children enjoyed doing impressions of their characters, finding out about the origins of various Halloween traditions, and continuing to learn in their subjects with Halloween themed activities, all with a ghostly tint of bats, spiders and pumpkins. We want to, once more, thank you all for your support and creativity as it enables our children to join in dressing up and immersing themselves into the various themed days, we hold throughout the school year.

Thinking about Halloween and all the sweets it tends to involve, we would like to ask for your support and cooperation when it comes to snacks. Please could you provide only healthy snacks for your children to consume in school. We are seeing an increased number of snacks consisting of boiled and chewy sweets, chocolate bars, cakes and packed crisps. Snacks provide an important part of the children's diet, helping the children keep their energy levels and concentration for their activities throughout the day; snacks should therefore make a positive contribution to their diet and health. Thank you in advance for your understanding and cooperation in this matter. Please also remember that we are a nut-free school.

We would like to thank the parents who very kindly took the time to come to school for the Heads' tea and coffee last Wednesday afternoon. It was a lovely gathering. Our aim is to provide as many opportunities as possible to engage with you in an exchange of views, thoughts and ideas, so we can continue to provide a first-class educational experience for our children in school. Our door is always open, so please feel free to arrange to meet us at any time. We will however hold another Heads' coffee before long that we hope many of you can attend. There were good ideas and suggestions discussed in the session this week, and we will shortly start to action some of them. Thanks again to those of you who shared their time and views with us.

Next week will be the last week for Miss Cook in school before she leaves on maternity for a few months. We will be missing her enormously and we will wish her well at the end of next week. Today we are delighted to announce the appointment of Mrs Aneen Carstens as the Year 2 Form teacher in Miss Cook's absence. Mrs Carstens, who is originally from South Africa, has recently relocated to The Cotswolds with her family, and we hope you agree with us when you meet Mrs Carstens, that she has a very caring and warm personality, fitting in perfectly with our nurturing school ethos at Hopelands. She will provide excellent continuity in the education for our children, following on from Miss Cook. Mrs Carstens comes with a wealth of teaching experience that will be a real asset to our Hopelands team.

Last, but by no means least, we are absolutely delighted for Mrs Best, known up until last week as Miss Porter our Y6 teacher, who got married last Saturday!! We hope you join us in wishing Mr and Mrs Best huge congratulations on their wedding. We know they had a wonderful ceremony and wedding reception, and we wish Mrs Best and her new husband only the happiest times ahead. Look out for some beautiful pictures at the end of the newsletter.

We wish you all a good weekend.

Mrs Sonja Jones & Mrs Maria Boix  
Joint Headteachers

## Reception by Mrs L Jones

This week the Reception children have been learning about the Hindu festival Diwali; the Festival of Lights. We have learned how people prepare for the festival by cleaning and decorating their houses with Rangoli patterns, putting up decorations and lighting Diya pots. We have also learned that during Diwali, Hindus buy new outfits, share special food with their family and friends and watch firework displays.

In class we made our own Diya pots with clay and created rangoli patterns with chalk and coloured sand. We also decorated hands with mehndi patterns and made Diwali cards for our families and friends. Happy Diwali everyone!










## Year 1 by Mrs Trebble

Year 1 took the chance to enjoy some sunny outdoors maths. We created a number line using chalk and the children helped to fill in the numbers by answering questions such as 'Which number is first?' 'Which number is last?' 'Which number is 3 more than 3?' They then listened to the subtraction sentences and showed their answers by jumping to the correct answer using the number line method.





## Year 1 Art by Miss White

Playing with paint is always a wonderful thing, and Y1 have been 'playing' with colour and shape to capture the spirit of Kandinsky. Each painting is 100% individual, and the colour mixing has been AMAZING! Full of movement, energy and light. The Y1 pupils have enjoyed being free with their creative ambitions and the energy in the classroom is happily reflected in the paintings. WOW, well done Y1!





## Year 2 by Miss Cook

In Year 2 we are looking at the story of the Gunpowder Plot. This week the children got creative, and they drew some amazing Firework Art pictures. The children considered why we celebrate the 5<sup>th</sup> of November and were fascinated to discover the story of the foiled Gunpowder Plot.



## Year 2 by Miss Cook

In Year 2 we have been investigating exchanging when adding ones, to a ten, when crossing the tens boundary. The children used dienes to consider how place value is so important in addition and found ways of representing a great number of addition problems. Well done Year 2, you have worked so hard this week!





## Year 3 Art by Miss White

Y3 are looking at the work of Van Gogh this term and exploring how to make exciting marks of their own. Using thick black board paint, cotton buds and the end of a plastic ruler (yes, really!), pupils have explored the power of strong marks as they make their own sunflower paintings. The super impressive results reflect confidence and the ability to see beyond what is obvious and capture the energy and vitality of each flower. Stunning work, well done Y3!



## Year 3 by Mrs Boix


This week we have engaged with a Maths initiative by White Rose Maths called Barvember. Bar models provide a brilliant tool for young children to solve a range of maths problems that otherwise will require complex maths equations to be solved, something they have not yet encountered formally in the maths curriculum.

Throughout November we will focus on the development of their understanding of how bar models work and how these models can be used to compare amounts and expose the hidden relationships between unknowns. The children will enjoy becoming proficient in this strategy that will enable them to solve a range of problems.

Please find below a family challenge for the weekend that I hope you all enjoy.

I hope this provides an opportunity for our children to enjoy solving maths with their parents, experience challenge, and generate excitement about the wonderful world of maths!

Children who would like to try the weekly challenge with their families can submit their answers to Mrs Boix every Monday.



# BARVEMBER 2022



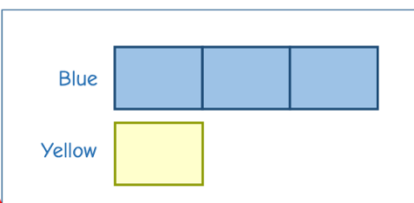
### Spicy Challenge

There are 3 times as many blue counters as yellow counters in a box.

45 blue counters are removed from the box.

There are now 63 more blue counters than yellow counters in the box.

How many blue counters were in the box at the start?



### Sizzling Challenge

A shop is having a sale.

- On Monday, a coat is reduced by 10%
- On Wednesday, the coat is reduced by a further 50%
- On Friday, the coat is reduced by a further two-thirds.
- On Monday, the coat costs £135 more than it does on Friday.

How much did the coat cost before it was reduced in the sale?



## Year 4 & 5 by Mrs Stevenson

Year 4/5 finished off their forces topic by investigating how simple machines, such as levers, gears and pulleys, make tasks easier. They used their knowledge of levers to create small catapults, thinking about how they could be adapted to propel the object as far as possible. Working individually or in groups of two, the children tried and tested a variety of designs before making their final choice.

As it was Halloween, it seemed appropriate that Hopelands should be invaded by a colony of bats so we created some cute pompom bats to launch and finished off with a competition out in the playground. A super day in Year 4/5.





## Year 6 by Miss Porter

Before half term, Years 4, 5 and 6 had the opportunity to meet author C.C Brampton who has just published his latest novel: Charlie Robonik. Mr Brampton spoke to the children about his journey at becoming an author, what inspired him to write Charlie Robonik and read the first chapter of his new book. The children were thrilled to hear about the key tips to becoming a successful author and to get their own copies signed by C.C Brampton.








## Times Table Rockstar's by Mrs Stevenson

Results are in for our house competition with a very close race over the last few days. Congratulations to Rowling who won by the closest of margins!

We were delighted to see such engagement from the children and to see them improving their times tables in such a fun way. For the children who are playing, many are as much as 4x quicker at answering compared to when we started playing in September. An amazing achievement!

Look out for the new 'Times Tables Rock Star' blazer badges which will be arriving shortly!

| 19th October - 2nd November 2022 07:00 - 20:00  |         | Completed   |
|---|---------|---|
|  Rowling | 2251    |  Fine 2194 |
|  Dahl    | 1917    |   |
| Info Class Results Pupil Results Certificates   |         |   |
| Class Average Correct   |         | Class Total Correct   |
| 1   | Rowling | 2,251   |
| 2   | Fine    | 2,194   |
| 3   | Dahl    | 1,917   |

Pictured below are the top 3 point scorers for each house – well done all!



## Match Report by Mr Kirby

### U10 and U11 Hockey vs St Edward's- Won 2-1 and Drew 2-2

The hockey season finished for the girls with a win and a draw away at St Edward's. The improvement from only 12 months ago was incredible with some great passing, movement off the ball and accurate shooting.

In one match, Layla and Eva played at the back and made it very difficult for anyone to get beyond them. The St Edward's goal came from a clever piece of trickery, but they struggled to find much space as our defenders tackled well and restricted space. Lilly was excellent in the heart of the midfield, often using her reverse stick and neatly finished off a flowing move to score our first goal. Emi and Ava worked tirelessly on the wings, always showing for the ball after finding space and it was Ava who slotted our second, and decisive, goal. Imogen played in attack, and she can be extremely proud of her performance as she never stopped running. Her tracking back was faultless, and she showed great determination to win the ball before spreading it out wide.

In the other match, Harriet struck twice as we drew 2-2. She can be pleased with her performance, being in the right place at the right time to fire home. She was supported by Martha who didn't stop running up and down the wing, covering in defence when required and looking to find Harriet when attacking. The same can be said for Florence in the heart of the team and she had good link up play with Ava from the back. Nothing was getting passed Ava as she led the back line and distributed the ball wide whenever possible. Hannah supported her teammate in defence and formed a formidable partnership whilst Rowan was on the other wing looking to create opportunities for her team mates whenever possible.

St Edward's also commented on how much we had improved and how polite our pupils were - very well done to everyone.





## Life in Iran by Mrs Stevenson

Year 4, 5 and 6 had a very interesting talk about daily life in Iran from Hannah and her cousin Dorsa. The children were fascinated to hear about different aspects of Iran...did you know that in their Geography lessons they only learn about Iran and no other country! Dorsa also made them smile when she told them that when she first started school her entire uniform was pink!

A huge thank you to the Safizadeh family for their lovely gift of a book about Iran and a beautiful traditional Iranian instrument.





## Halloween!

Thank you to everyone for supporting Halloween Day last Monday. The children looked amazing and it was a great way to start the second part of the Autumn term. It was a fun ghoulish day filled with creative poetry, spooky stories, pumpkin carvings and even bat flying!





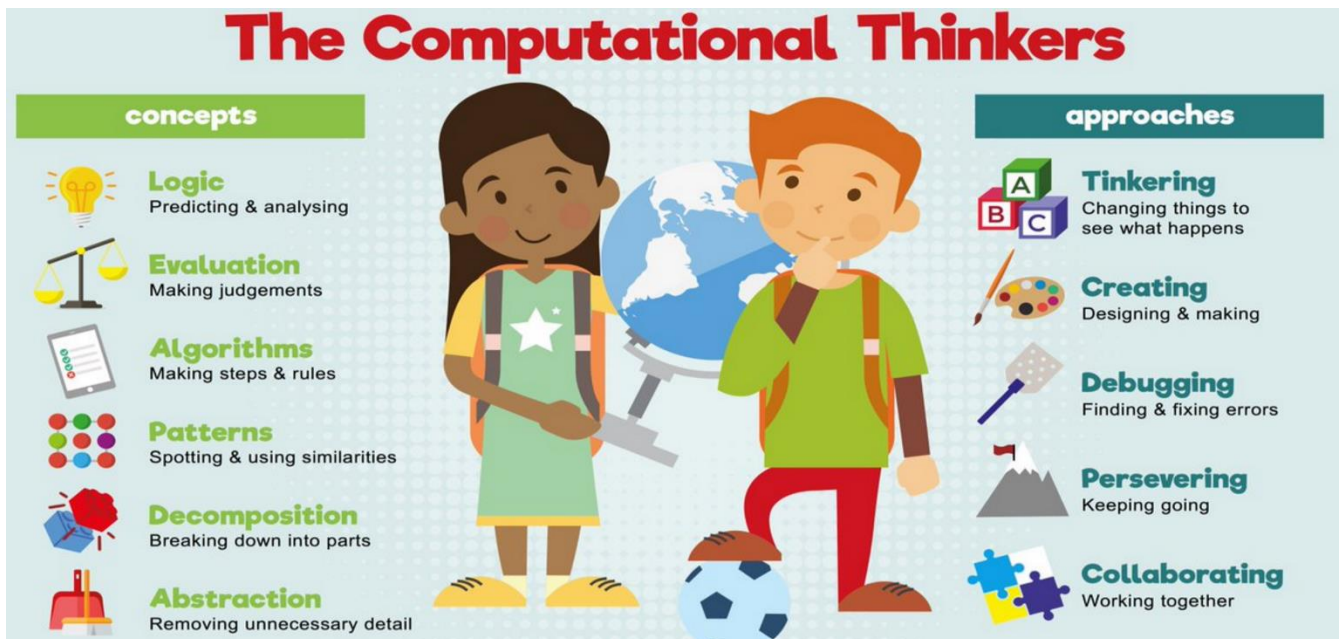




## Coding Club by Mrs Jobanputra

Our **Get Creative with Coding Club** encourages the children to develop their computational thinking. This is a great way of learning how to solve everyday problems by analysing them, breaking down the process of solving them into small tasks, identifying patterns, following algorithms, and detecting errors to fix them.

It's a fun club and I have been super impressed at how well the children work together. This club takes place every Tuesday after school and is open to children from years 2-6, if you are interested in your child to join please speak to the office.



## Creative Club by Miss Cook


In creative club we used plasticine to create different models. The children were inspired by the poppy display in the Year 2 classroom and some children decided to create poppies out of plasticine as well as pumpkins and lots of little people. Great work creative club.





### Cooking Club by Mrs Powell

We made a sweet treat for Halloween/Bonfire Night. The children covered their apples in melted chocolate and decorated with melted white chocolate and a mixture of sprinkles. This was a very messy cooking club session, but everyone thoroughly enjoyed creating their best chocolate apples and couldn't wait to eat them. The children learned how to programme the microwave to melt the chocolate. They also demonstrated great teamwork sharing their resources and patience waiting for more bowls of melted chocolate to come out of the microwave.



### Everest Challenge by Mr Kirby

We are excited here as in 3 weeks' time, Jordan Hart will be in and, as a school, we will (hopefully) be at the summit of Mount Everest! Thank you to those who have already returned the money and sponsorship forms and for those who are still collecting, you have 2 more weeks. I do need the forms back by Friday 18th November as we start our climb on Saturday 19th. You are also able to sponsor via the below link. Thank you for your support with this. <https://www.crowdfunder.co.uk/p/hopelands>



## Notices

### Harvest Donations

The Stroud Food Bank were delighted when they came to collect all the donations – they especially loved the Cups of Kindness so a huge thank you to Miss White and all the children who helped put these together.



### Christmas Performance at the Community Centre

Mrs Powell recently sent out a letter to all Key Stage 2 parents about the choir singing at the Teckels Animal Sanctuary Fun Day and Dog Show. This is taking place at Stonehouse Community Centre on Sunday 20<sup>th</sup> November at 11am. If any more Key Stage 2 children would like to go along, can you please let Mrs Powell know, of course everyone is welcome to so the younger children can watch them and have some fun at the dog show.



## Congratulations!

Congratulation to Mrs Best!! We are all delighted on your recent wedding and wish you many years of happiness. The amazing cake topper was brought with the money which was left to Mrs Best by the late Mrs Barrett, our former art teacher, as she was planning to make the cake. A beautiful, hugely meaningful and memorable keepsake which will be treasured forever.

