



Hopelands Preparatory School

38/40 Regent Street, Stonehouse, Gloucestershire, GL10 2AD

Newsletter 30th September

October			
3 rd – 6 th	Bikeability		Y6
3 rd	1 – 5.00pm	Tag Rugby Festival at Hatherop Castle (After School Sports Club Cancelled)	Y3 and 4
4 th	4pm start	Cross Country at Newlands, Bishops Cleeve	Y3, 4, 5 and 6
5 th	1.30 – 4pm	Swimming at Westonbirt	Y1, 2 and 3
7 th	9 – 12pm	Open Morning	
7 th	1.30 – 4.15pm	Tag Rugby at Berkhamstead School (After School Sports Club Cancelled)	Y3
10 th	4pm	Phonics Meeting – Reception Parents	
12 th	1.30 – 4pm	Swimming at Westonbirt	Y1, 2 and 3
13 th	9 – 12pm	Forest School at Westonbirt	R, Y1 and Y2
13 th	4.15pm start	Cross Country at St Edwards	Y3, 4, 5 and 6 boys
14 th	8.40 – 9.00	Harvest Festival – Parents Welcome	
14 th	4.15pm start	Cross Country at St Edwards (After School Sports Club Cancelled)	Y3, 4, 5 and 6 girls
17 th	8.30-11.30	Flu Immunisation – All Years	
19 th	1.30 – 4pm	Swimming at Westonbirt	Y1, 2 and 3
19 th	TBC	STEM Day at Wycliffe	Y4, 5 and 6
Half Term			

In this week's newsletter:

Open Day
European Day of Languages
Space Day
Match Report
Gardening
Cookery Club
Message from FOH
Notices

Please keep an eye out for the following lost Property:

Otto Rudd – school coat

For all the latest pictures and weekly activities please follow us on social media:



[HopelandsPrepSchool](https://twitter.com/HopelandsPrepSchool)



[HopelandsPrepSchool](https://www.facebook.com/HopelandsPrepSchool)



[HopelandsPrepSchool](https://www.instagram.com/HopelandsPrepSchool)



This Sunday it is National Grandparents' Day, and we are certain you will agree that our grandparents are true heroes who need to be celebrated. We thought we could do this by inviting them to our Hero themed open morning on Friday, 7th October!

We will be entering a world of mystery, adventure and fascinating insight and Grandparents will have the opportunity to look around our school and see their grandchildren take part in fun activities including:

1. Discover how Marie Curie changed the world of science, what would your invention be?
2. Use your knowledge of forces and counterforces to design your ultimate Superhero vehicle
3. Choose your own hero and write a comic strip based on their adventures
4. Can you beat Sir Mo Farah?! Test your speed in PE and take on the role of Spiderman to rescue toys in danger
5. Use musical instruments to create a theme tune for today's real-life heroes

We will also have prospective parents coming round so please let me know if this is something of interest to your family and we will then provide a time of when they can visit. We are mindful that some children will not have any Grandparents so please be assured the morning will not be centred on this – learning, discovering and engagement will remain the focus.

Also, as many children join Hopelands through personal recommendation here is a reminder of our **£500 Friends and Family Incentive Scheme:**

1. Invite your family or friends to register at Hopelands
2. Family or friends successfully enrolls (after payment of the first term's fee has been received)
3. The referring family to receive a one off £500 educational fees credit

If you do have any friends who are looking at primary school places, please feel free to invite them to our open day and if they book a space just ask them to give your name at the time of booking. Thank you.



European Day of Languages

On Tuesday we celebrated the European Day of Languages as a whole school to celebrate the different cultures and languages that are spoken in Europe, as well as considering why it is important to speak another language. Every child took part in a wide variety of activities in groups of mixed year groups. The Year 6 children and their buddies particularly enjoyed being together!



Italiano by Signora Trebble

Buongiorno a tutti!

A scuola abbiamo imparato l'italiano!



In our Italian session, we discussed Italian geography culture, food, and drink. The children practised Italian greetings and asked each other how they were feeling when the song 'La Tartaruga Birulina' stopped during a game of musical speech. Some enthusiastically took the chance to perform their dialogues in front of the group. We had fun using the newly learnt vocabulary for speaking games and time speaking tasks. The children learned the numbers 1-10, did a physical reordering number challenge and sang an Italian number song. I loved seeing some of you add dance moves too! Fantastico!

1	uno	6	sei
2	due	7	sette
3	tre	8	otto
4	quattro	9	nove
5	cinque	10	dieci

Thank you for a fantastic response to the bunting competition. Well done to everyone who entered. We are so pleased by the effort you took to complete your piece. Judging was very tricky, but we're pleased to announce that the 3 winning entries were by Rowan Allen (Y6), Oliver Pendrell (Y1) and Lexi Jennings (R).





Assembly by Madame Trebble



We started the assembly by greeting each other in seven European languages. Then the children had a real treat when they got to see a different side to the Headteachers! Frau Jones and Señora Boix introduced themselves in their native languages and the children shared what they had understood. They told us about their language journey and described some of the differences between Hopelands and school life in Germany and Spain. An audible gasp was heard when they discovered that German children do not wear uniform to school! Finally, the children were taught to say the school motto both in German, Spanish and French.



Cooking Kiplens by Mrs Lord




The children had great fun making these Austrian/German bite sized treats. From creaming in the butter and sugar to learning where the vanilla plant grew was a true learning experience. The best bit was rolling the melt in your mouth treats in the icing sugar and then having them to eat at break time! Köstlich! (Delicious)



Design Technology by Miss Porter

For DT, the classes were assigned the task to re-create the Eiffel Tower out of spaghetti and marshmallows! Their structures had to be able to stand by themselves, so the groups had to be creative when coming up with a sturdy design. Suffice to say, Miss Porter will undoubtedly be finding small pieces of spaghetti in her room for weeks to come!





Swedish Songs by Miss Cook



In the Year 2 classroom we learned the Swedish song 'Baa, Baa Vita Lamm,' which in English translates to "Baa Baa White Sheep." The children created their own "White Sheep" to dance along to their song and performed it at the end of the session. They had great energy and did really well to learn a new language, a new tune and put it all together for some excellent performances.

Bä, Bä, Vita Lamm Children's Song (Swedish)



Bä, bä, vita lamm,
har du någon ull?
Ja, ja, kära barn,
jag har säcken full!
Helgdagsrock åt far
och söndagskjol åt mor,
och två par strumpor
åt lille-, lillebror!

Baa, Baa, White Lamb Children's Song (English)

Baa, baa, white lamb,
Have you any wool?
Yes, yes, dear child,
A whole sack full!
A holiday coat for father,
A Sunday dress for mother,
And two pair of socks
For baby brother.

Digital Escape Room by Mrs Jobanputra

The children worked in small teams to go through a series of 4 digital rooms, each testing their knowledge of European countries including languages, food, facts, idioms and so on. Once each 'room' was complete the children got a digit which formed part of a bigger code to escape at the end. This task showed amazing teamwork and resilience.






Italy Landmarks by Mrs Jobanputra



The children programmed Beebots to take them to the different landmarks in Italy. A challenge element of this activity was to blindfold their learning partner and give them instructions to take them to the various landmarks dotted around the classroom. Some children even moved onto designing their own programmable robot taking them to their favourite landmark in Italy.



Traditional European Playground Games by Mrs Stevenson

For European Languages Day we played a variety of playground games from around Europe.

We started with 'La Marelle Ronde', a French version of our traditional hopscotch game which proved very popular with all ages.



The Spanish version of What's the time Mr Wolf? was good fun but a bit of a challenge. Well done to Florence for volunteering to be 'Senor Lobo' and trying to remember all the numbers as well as what 'dinner time' was in Spanish!



We also played 'Sevens' from Ireland and the children got a chance to show off their catching skills.



We finished off with 'Gummitwist' which was a German version of skipping elastics. The children did a great job of chanting the rhyme in German as they jumped and both Mrs Boix and Mrs Jones got to relive their childhoods with Mrs Boix also telling us the words in Spanish.



European Day of Languages



Quotes from some of the children

'I liked Miss Porter's class because it was edible and fun! I loved making the Eiffel Tower out of Spaghetti and marshmallows.' (Daisy Etherington)

'I loved this day and I wish we could do it every day!' (Cillian Morrison)

'Ciao! The best lesson was cooking Kiplens- it was really fun! In coding we did 'Escape rooms' and Beebots. We were blindfolded and our friends had to take us to places in Italy by telling us the code. Arrivederci!' (Alan Alenchery)

'I loved that we celebrated lots of European languages with some fun activities. They were all my favourite.' (Isla Jennings)

Space Day by Miss Cook

One of the learning topics this term is space, and to celebrate we held an exciting Space Day. I was very impressed with the children's creativity and loved seeing them arrive in their fabulous costumes, thank you to all the parents for your support with this. Although these days are always filled with fun we look at the topic across the whole curriculum and for this day we focused on English, history, design technology and ICT.

The children were fascinated when we joined Tim Peake's cosmic classroom, this gives a great insight into life in space, they found it very funny when he drank water from a bubble in the International Space Station.



In English they further developed their writing and reasoning skills as they wrote letters about why they did or did not want to be an astronaut. The children also programmed Beebots to take them on an out of this world adventure! Using their knowledge of code and algorithms they helped crack the space map code.



The children have also made their very own rockets, considering materials, the size and colour of the fins, the shape of the body of the rocket and what colour flames they would like. Phew, what a busy day!



Match Report by Mr Kirby

We continued our successful hockey campaign with a loss and a win against Rendcomb. It is really pleasing to see the improvements the girls are making as they now look for a pass when in possession and hold their positions on the field. They are enjoying trying out different roles within the team and learning what is required from each position, which will continue to aid their learning within the game.

We played one match of 7-a-side and one match of 5-a-side hockey meaning the girls were always playing and they swapped between the two games. In the 7-a-side match, we took our time to wake up, allowing Rendcomb early opportunities and went one down early on. However, this was the wakeup call we needed as it wasn't long until Harriet slammed home the equaliser. Both sides had chances as we looked to counter quickly, often with an overload of players, but we couldn't find that killer pass in the final third. Ava looked secure at the back whilst Flo and Emi held their positions wide and never stopped running. A clinical finish from Rendcomb late on meant they went on to win 2-1.

However, we won the 5-a-side match 1-0 with Harriet, again, scoring. The girls all played well and now have a break from matches until our final hockey game of the season away at St Edward's after half-term.



Gardening by Mrs Charles

This week in the gardening group the children have enjoyed making wild bird feeders for our little feathered friends. We talked about the importance of feeding the birds especially in the winter months when the ground can be much too hard for the birds to find any little bugs & insects.

The children used a pinecone and coated the cone in dissolved lard, we then mixed the wild bird seed into the lard and generously covered each cone with the mixture. The children hung their pinecone bird feeders in the school apple tree for all the little birds to enjoy. Mrs Charles also spotted a squirrel enjoying the pinecone feeders too! These are great fun to make so the children might also like to make them at home to hang in their own garden.




Cookery Club by Mrs Lord

Jam Buns

Well, what a great start to the cookery club we had! It was lovely to see some new children as well as some returning members. We started with the rubbing in method and the children had great fun putting their hands into the soft flour and pretending their hands were cranes, using their fingers to lift the flour and butter and then rubbing them together with their fingertips. Next came the eggs and with confidence, they cracked them into jugs to whisk before adding to the flour mixture. The children noticed how much stiffer the mixture became as they needed a lot of muscle power to combine the mixture together. Once the dough had formed, they took great delight in making little dough balls and sticking in their thumbs to create a little hole. This hole was filled with some delicious jam! Strawberry was the number one choice over blackcurrant and raspberry. And not one single finger was licked, which was very impressive! After a twenty-minute cook in the oven the buns were cooked and ready to take home for tea. They were all super stars!

Pizzas!

Great fun in cookery this week and in keeping with the language day theme, we made some delicious pizzas! The children were taught how the dough would rise using yeast and once the dough was made the kneading began. Some children's' hands were stickier than others! A simple topping of tomato sauce, fresh Mozzarella, Parmesan, basil and cherry tomatoes were added before baking them in the oven. After 20 minutes they were ready to take home and enjoy! Delicious!



Message from FOH
Wreath Making Evening

Where: Sophie Hall

When: Wednesday 30th November 2022

Time: 7pm – 9.30pm

Price: £40 per person

Welcome drink and nibbles on arrival

Please email friendsofhopelands@yahoo.com OR TALK TO LEE-ANNE ETHERINGTON
(Daisy's Y3 mum) to book your place!



Harvest Cup of Kindness

Thank you to everyone who has brought in items for the Harvest Cup of Kindness. These treats will be placed into an individual cup and saucer, wrapped up to look inviting and sent to the food bank alongside the larger harvest food donations. We hope that those who need it can give themselves a little treat at this Autumnal time of year.

There is still time if you wish to take part, please pass any 'treat' donations to Mrs Compton in the school office. The children in the IL Friday team and myself will start putting these together as soon as we have enough treats to put in them!

Treats can be hot chocolate sachets, chocolate buttons, mini marshmallows, individually wrapped biscuits or individually wrapped sweets/small chocolate bars.

With huge thanks from us all,

Miss White

Notices

Mini / Junior Duke Awards

Thank you to everyone who has given back their [form](#), we have had an amazing 65% of the children sign up for this! If anyone else would like to take part please complete the form and hand it back into the office, thank you.

School Lunches

Please remember to hand in your meal forms if you wish your child/children to have the school lunches after half term. This menu will run from the 31st October to the 3rd February.

Families Magazine

Here is the [LINK](#) to the September/October issue of the Families magazine.

School Coats

Now we are into Autumn the days have turned chillier, therefore can all children please bring in their school coats. We encourage outdoor play as much as possible so need to make sure they remain warm and dry.



FOREST SCHOOL, TRAINING & WELLBEING



Make your life a little bit wilder

OCTOBER HALF TERM HOLIDAY SESSIONS

Hailey Wood, between Cirencester & Stroud



EXPLORER FAMILY DAY for the whole family

Explore, play, relax and connect in the woods.
We offer seasonal craft, den building, simple
woodwork and much more.

**Monday October 24th; 10-1; sliding scale
payment options**

WILDCRAFT ADVENTURES for 8-14 year olds

Leave your screen and embark on a creative
real-world adventure! Our mission is to have lots
of fun, connect to nature, make new friends and
grow confident outdoors.

**Thursday October 27th; 9-3:30; £35 per child
with subsidised places also available**



BOOKING

www.bookwhen.com/intonaturecic

GET IN TOUCH TO FIND OUT MORE



07772175911



info@into-nature.org



<http://into-nature.org>

Into Nature CIC is a not-for-profit organisation. Please visit our website for information about our offers
for families, women, outdoor practitioners and organisations.