



Hopelands Preparatory School

38/40 Regent Street, Stonehouse, Gloucestershire, GL10 2AD

Newsletter 24th June

Dates for your Diary

June 27th Swimming Y1 & 2

June 27th Cricket at Hatherop Y3 & 4

June 28th Maths Challenge at Redmaids

June 28th District Sports at St Matthews

June 29th to July 1st Viney Hill – Y6

In this week:

- English
- Global Awareness Week
- Spelling Bee
- Bristol Zoo
- Match Reports

Club Cancellations

Please note the following club cancellations:

Thursday 30th June – Cookery Club

Monday 27th June & Monday 4th July – Film Club

Apologies for any inconvenience this may cause, after school care will be available as normal.

School Morning - Playground

Can we please remind you to stay with your child/children in the playground until school starts at 8.30am as they are not supervised before then. If you do need supervision in the morning, they are welcome to go to school care which starts at 7.45am. Thank you.

Lost Property

Please look out for the following lost property items, thank you.

School Tie, shirt, sports shoes & water bottle – Anthony Tiptaft

School Jumper – Arthur Lloyd

PE Jumper – Ava McDougall

PE Tracksuit bottoms & top – Emi Huertas-Mason

School Jumper – Sebby Tangye

For all the latest pictures and weekly activities please follow us on social media:



[HopelandsSchool](#)



[HopelandsPreparatorySchool](#)

English by Miss Porter

As part of our Key Stage 2 book club and for the Reading Teachers=Reading Pupils, Cheltenham Literacy Festival Scheme that Miss Porter is a part of, some of our students sent their own creative pieces of writing to the authors we have read in the club for a special author event.

Amazingly, out of hundreds of entries, our very own Liberty Bound, Zoe Manning and Hannah Safizadeh were selected to read their pieces to the authors on stage and share their work with them at the Everyman Theatre in Cheltenham. The three girls all wrote pieces around the book 'When Life Gives You Mangoes' by Kareen Getten. As well as reading their pieces to Kareen, they also were able to meet Katya Balen: the author of another book club favourite: October.

All three girls wrote wonderful pieces and received great feedback from the authors. We are very proud of them.



Global Awareness Week by Mrs Boix

This week our school has experienced Mexican charm during our Global Awareness week. Pupils in each of the year groups have located Mexico, learnt about its most prominent landmarks, its history, its people, as well as their different culture and customs. We had a fantastic day on Thursday when children had a chance to work with pupils and friends outside their year groups, in a highly paced carousel style, activity day, this, in addition, enhanced their independence and leadership skills.

Sombrero Making in Key Stage 1 Creative Club



Global Awareness Week

Mexican badge making in DT in Year 2



Nacho Tasting in Year 1 by Mrs Jobanputra

We started the week by learning about Mexico including food, culture and location. We then created a list of questions we would ask someone from Mexico. As part of our guided reading sessions we learned about Frida Kahlo, the Mexican artist, and did some reading comprehension around her life. To make links to our design and technology topic we had a great time food tasting nachos with a variety of different toppings.



Global Awareness Week

Mexican Fiesta Games with Mrs Elmore

Mexican Fiesta party games can really add to the fun and festivity of a Traditional Mexican Fiesta. Food, drinks, and music are all part of the fun of a Mexican fiesta. However, to make your fiesta truly memorable and exciting you need to include fun fiesta games. This was the focus for Mrs Elmore's groups.

First up was Mexican Kick Ball. This is a fun relay race that is a traditional game in Mexican villages. Divide into two teams, one person from each team starts and kicks a ball through an obstacle course as fast as they can. After they finish, they may pick up the ball and run it back to their team to pass it to the next player. The first team whose members fully complete the course is the winner. Next up was an adaptation of a bean race. The children practised then competed in moving 'beans' by sucking through a straw from one bench to another: a challenging but fun task! To finish, we continued using our straws in an adaptation of table football using the beans. Mrs Elmore was particularly impressed with the perseverance and resilience of all the children.



Dreamcatchers with Miss Porter



Global Awareness Week

Orejas with Mrs Lord

For our Global awareness carousel day, we made Orejas (Mexican Pan Dulce) which translates to 'ears'. These are sweet, puff pastry palmier style biscuits that are spread with melted butter, sugar, and cinnamon. They are called ears because of the way you roll up the pastry and cut them. They make a beautiful shape of rabbits' ears. They are a great treat to have any time. Well done Mrs Lord – they tasted delicious!



Dance with Mrs Holloway

In dance they learned Mexican Hat Dances with traditional steps and formations.



Art with Miss White


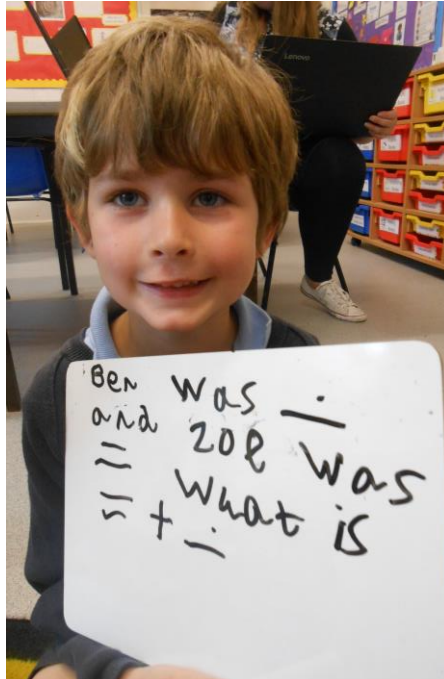
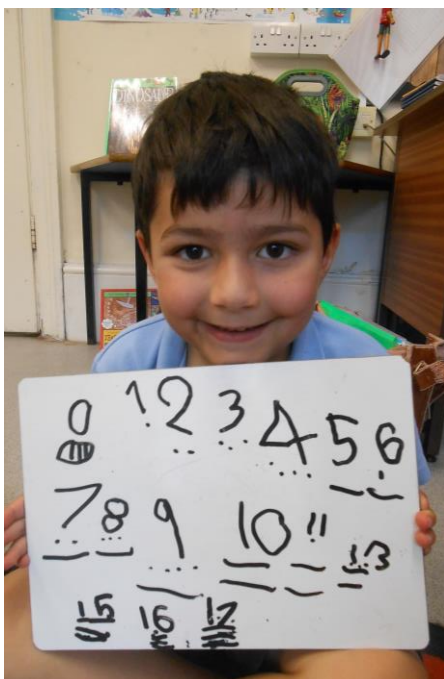
God's Eyes - what are they? Wow! How do you make them? Well, the children did a stunning job learning how to make these woven crosses. They learned that the Christians in Mexico use the cross within the God's Eye as a focus for their faith, however the four points also represent the elements and God's Eyes have been part of the Mexican culture for a very long time.

Our amazing Hopelands pupils were wonderfully patient as they learned how to create their own woven cross, and at breaktime this GAW carousel activity overspilled into morning, lunch AND afternoon break! I am so proud of all the children and their creations; their God's Eyes are fabulous!



Maths with Mrs Trebble

Year 1 had great fun working with Mayan maths. They spotted the patterns so well and made excellent predictions about how the other numbers would be drawn. They then moved on to create some of their own Mayan maths sums. Great work Year 1!



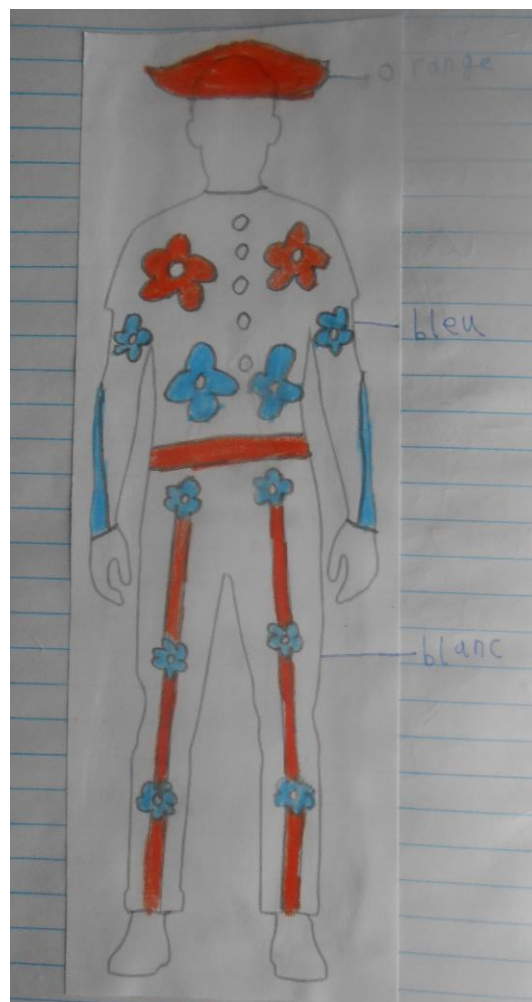


French with Mrs Trebble

Children across the Key Stages have been exploring traditional Mexican dress. They all described the colours in French and the Key Stage 2 children gave their opinions of the outfits in French.

Year 3,4,5 and 6 showed their creative sides when designing a Mexican outfit which they labelled or wrote a paragraph describing their design.

The Reception and Year 1 children learnt numbers 1-5 in Spanish and played a traditional Mexican game. They tried so well to join in with the Spanish song and actions. ¡Bien hecho!



Maths with Mrs Stevenson

Year 5&6 went back in time to the Mexican Mayan civilisation. They used beans, sticks and shells to count in Base 20. Each 'column' in Mayan maths is worth 20 times the previous one. Ones, 20s, 400s and 8000s. The children got to grips with the system and were soon writing numbers in the thousands! Some even tried adding and exchanged digits when they totalled over 19 in a column. Brilliant demonstration of their place value skills. We'll done!



Flag Making with Miss Cook

We looked at the history of the Mexican flag and had a go at creating our own mini versions using paint, oil pastels and tissue paper. We also added our own part to a huge Mexican flag!



Piñatas with Miss Hurley

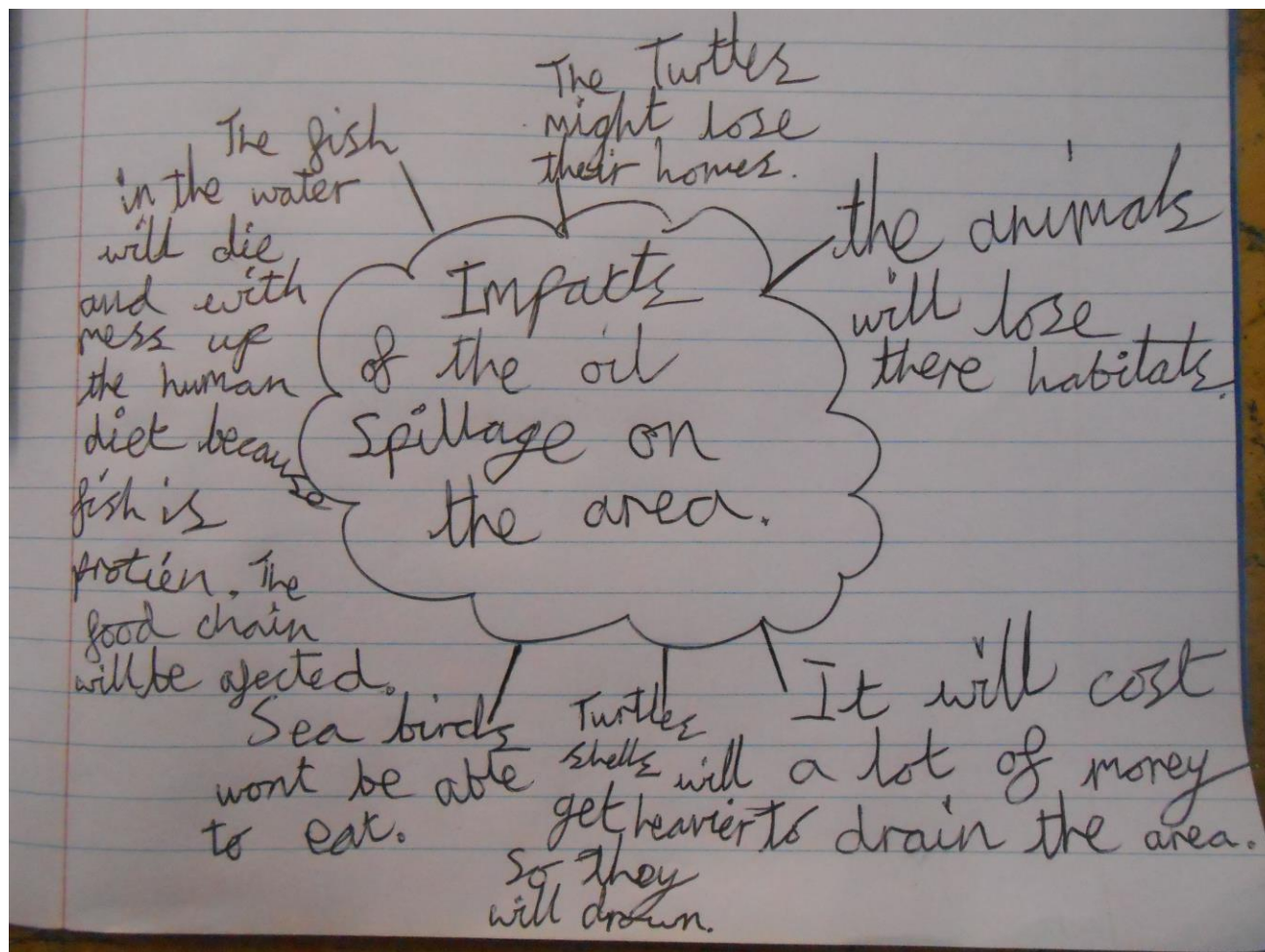
Miss Hurley's groups made Piñatas. Piñatas are popular during Las Posadas and are a Mexico Christmas tradition. The children learned about the history of the pinata then made them by covering a balloon in paper mache and newspaper. The children topped the pinatas with tissue paper to add colour, just like the traditional pinatas in Mexico.



Year 3 and 4 Science with Mrs Trebble

We talked about the Mexican scientist, Marino Molina who won the Nobel Prize in 1995 for making a key climate change finding when he and his team discovered that CFCs were responsible for the thinning of the Ozone layer.

We discussed the various habitats and living things that can be found in the Gulf of Mexico and learned about the oil spill in the Gulf of Mexico. The children created mind maps with their own ideas on the impact of the oil spill on the living things in this area and shared some fabulous ideas. They conducted an investigation to see how feathers act differently in water and in oil and discussed the ways in which the birds would be affected.



Spanish by Mrs Trebble

The children learned some Spanish and why it is spoken in Mexico. We covered basic greetings, asking and saying our names as well as asking and answering how we feel. The children used the new phrases to create and perform their own dialogues in front of their groups. We played lots of detective language games and worked with Spanish numbers when we played a traditional Mexican children's game called 'Pares y Nones'.



Spelling Bee by Miss Porter

In the last week before half term, we hosted the 2nd round of the spelling bee! Our buzzing contestants had to pre-learn a list of 100 spellings to compete against each other. We had so many children take part which was amazing to see.

This time, our contestants were so good that we had to split the round over three assemblies as the competition was so strong. In Years 5+6 we had two winners: Liberty Bound (Y6) and Eva Benson (Y5). Normally we would have just one winner but both contestants were so amazing that not only did they learn all 100 words off by heart, they both also smashed the challenge word round too! An amazing achievement! In Years 3+4, our winner was Jayden Su. Well done to all our spelling bees and we look forward to hosting the competition again next year.



Bristol Zoo by Mrs Jobanputra


Reception and Key Stage 1 children had an amazing time at Bristol Zoo. As well as exploring the zoo animals we took part in an educational rainforest workshop. This workshop was so much fun, we were able to touch and hold a cockroach. We also saw a snake and a scorpion. Did you know that if you shine a UV light on a scorpion when it is dark, it will glow? Most importantly we learned how we can help support and protect our rainforests today. After our picnic we had so much fun in the play area. One of our parents treated all the children (and grown-ups!) to a well needed ice lolly. Thank you so much to all the parent helpers that came along with us.



Bristol Zoo



Bristol Zoo



Match Reports by Mr Kirby

U11 Cricket vs Wycliffe - Wednesday 22nd June

Wycliffe- 244

Hopelands- 243 - Hopelands lost by 1 run... again!

Matilda won the toss and put Wycliffe into bat. Eoghan opted to open the bowling and took a wicket with the second ball with a neat run out. Vandamai, Zoe and Isla all then bowled their overs as the hosts were on 222 after four overs. Holly and Liberty did well to restrict the runs before Matilda bowled a superb over, leaving Wycliffe on 237. Cara and Rose followed this before Daniel took a wicket as he caught them off his own bowling. Orla only gave away two runs before Rose had a lovely second over, restricting the batter to a single as Wycliffe finished on 244.

Eoghan and Matilda opened our batting with a boundary and an unfortunate wicket (caught behind off an edge) before listening to advice and taking the quick singles. Daniel and Liberty came in second to add to our total before Orla and Holly took over. Orla was millimetres away from a six as she hammered a shot for four. Vandamai and Cara continued to pick up the singles as we were on 228 with four overs left. Rose and Zoe added to our score (Rose was extremely unlucky not to score four with a lovely pull shot that caught their fielder on the leg) as we needed eleven off the final two overs. Eoghan and Isla came into bat and managed to score singles. Eoghan pushed a risky, but much needed two, with the 5th ball of the final over and he knew he needed a boundary. He hit the right shot, but it didn't quite make the boundary line and, as they pushed for three to draw the match, it wasn't quite meant to be.

Year 6 have had a wonderful year and I have thoroughly enjoyed teaching them PE and Sport. There is still the District Athletics for some, but they can be pleased with all they have achieved this year. Well done, Year 6!

