



**Newsletter 10<sup>th</sup> December**

January	
4 <sup>th</sup>	Back to School!
18 <sup>th</sup>	Heads Tea Party
28 <sup>th</sup>	Year 6 Cyber Safe Workshop

**Morning School Care**

Please remember that morning school care needs to be booked via emailing the office by 2pm the day before. Please also indicate when you will be arriving.

If you have not received an email back confirming that you have been booked in by 5pm please call the school to confirm your space. Thank you.

**Invoices**

Please note that invoices will be sent out via email at the end of this week.

**In this week:**

- Art
- Reception
- Father Christmas
- PE
- French
- Drama
- Thank you

**Lost Property**






Can you please keep an eye out for the following lost items, thank you.

- PE raincoat, t shirt and jumper – labelled Orla Scott
- Santa hat – Rowan Allen








## Art by Miss White

Year 6 have thrown themselves wholeheartedly into Op Art this term but were rather surprised to discover the Dazzle Ships camouflage of WW1 came first! Rising to this new creative challenge, Y6 used simple lines to recreate an illusion of a warship floating in the sea and they worked hard to capture the reflection in the water. Pupils were confident and imaginative as they developed their individual ideas, and the final images are truly dazzling.



Year 6 Art by Miss White



## Reception

Last week Reception made gingerbread men. They followed the recipe by weighing out the ingredients, and had fun mixing them all together.



# Father Christmas

We had an extra special visitor in on Wednesday....



## Father Christmas

A huge thank you to the elves at Friends of Hopelands for the fantastic presents, the children were delighted with them! A thank you must also go to our very own elf Miss Walker for helping on the day.



## PE

Key Stage 2 had some Christmas fun this week with a PE version of art attack! The children worked in teams to race against the clock to create the best Christmas pictures using only PE equipment. We were very impressed with their quick thinking, collaboration, and imaginative use of the equipment.



PE





## French by Mrs Trebble

The reception class learnt how to say 'Merry Christmas' in French and got very festive when using this phrase to create a Christmas craft. Well done to the reception class for noticing the differences in how some French letters are written compared to English ones. It was lovely to hear the children bring their 'reindeers' to life as they were heard saying 'My reindeer is saying Bonjour' and 'my reindeer is saying 'ça va?' All that is left to do now is to find the perfect spot to hang their French Christmas decorations on their 'sapin de Noël' at home!



## Drama

On Wednesday filming took place with all the children, here are Year 6 who did a fantastic performance of 'A Christmas visit... or three!'



# Drama



## Thank You & Merry Christmas!

For all the Christmas cards, chocolates, wine, presents and well wishes, thank you! All the staff are truly grateful and as always, your kindness is amazing. We wish you a wonderful, relaxing Christmas and a Happy New Year!

