



Hopelands Preparatory School
38/40 Regent Street, Stonehouse, Gloucestershire, GL10 2AD

Newsletter 22nd May



In this week:

- An update from Miss Walker
- Sewing
- Miss Carter
- Children's Gallery
- Reception
- Countdown Challenge
- Lockdown Diary



Miss Walker has sent the below link which provides suggestions for table tennis activities at home:

<https://www.ttkidz.co.uk/play-at-home/>



For all the latest pictures and weekly activities please follow our Facebook page @HopelandsPreparatorySchool

An Update from Miss Walker

Hello Hopelands! I hope you are all keeping safe, well, and active! I am certainly missing teaching everyone PE, with no cricket or rounders in my daily timetable, I'm having to keep fit with Joe Wicks' PE lessons on weekdays and video call workouts with some friends over the weekend.

My lovely dog Obi is keeping me busy on long walks and wants to be by my side for everything, especially when I'm baking! The guitar and piano have been dusted off, but I don't think I'll be hitting the charts anytime soon!

It has been great to help the local pharmacy by delivering prescriptions to vulnerable people and nice to help those in the community. Wishing everyone well and hope to see you all soon! Miss Walker 😊




Sewing

Miss White has been having fun with her daughters making face coverings. She cut up a pair of old jeans and whizzed up a few on the sewing machine. Her daughter customized the one below by raiding the button box, we think this looks fab! If anyone else is making these at home please do send pictures in.



Mrs Carter



I am writing this sat in the garden, which is bathed in sunshine, listening to the beautiful birdsong and feeling extremely grateful for my family, friends and current surroundings. Nothing prepares you for our present situation. As a musician I am used to seeing pupils and fellow musicians face to face. I am hugely missing seeing all the lovely smiling faces and working with the children and staff at Hopelands. As a family we are juggling laptops and space so we can all work and learn in our home environment, one I am sure you are all dealing with too.

The positive side of this means the increased amount of time to spend 'some' quality moments together as a family, impromptu walks on Stinchcombe Hill, behind our house, learning new board games, plenty of time for Art and Craft, currently our dining room table is covered in rainbow ribbons and shakers as I'm making some new musical resources!

To all the Hopelands children, I hope you are all enjoying your new way of learning, adapting to the daily challenges these create but above all spending quality time with those closest to you.

Children's Gallery

There have been some amazing pieces of creative work and activities which the children have been doing. Please do continue to send your pictures in as we love to see them.


Antarctica Factsheet by Gabriel



Harry's Model



Building Block Creations by Freddie, Beatrix, Ava, and Harry




Nadia's Latest Art Project

This looks amazing! Here is what Miss White thought:


'Frank Stella combined with Terry Frost with an added dash of Nadia Peet - BRILLIANT!'

That looks like a fabulous way to spend a day and aren't your parents wonderful giving you a wall to play with?! It looks amazing, and the scale of the artwork makes it super special.

You have painted this with great care and precision, and it is perfect. A huge WELL DONE to you Nadia!'



Fact files from Class 2's Geography Lesson



Facts about Deserts

Ideas and research by Auden Smith-Lyons, typed by mummy!



1. If a place has less than 25cm of rain a year, it is considered a desert
2. Deserts cover about 20% of the earth
3. Deserts can be hot or cold (Sahara is hot, Antarctica is cold)
4. Hot deserts are dry, hot, have sun and sand and camels
5. They can have mountains
6. They can be flat as well
7. People cannot really live there

Amy and Eoghan's Go Kart

What a fantastic go kart! Well done Amy & Eoghan on building this, it looks great fun!



Lexi's Reading Challenge

Well done Lexi, the pile of books is growing!



Reception

The Reception children have had an exciting time writing invisible messages this week!

Using different liquids, they wrote a message on a piece of paper which their parents then either ironed or held over a candle. The heat breaks down the compounds and releases the carbon. When carbon meets air (specifically oxygen), oxidation occurs, and the substance turns light or dark brown.

After experimenting with lots of different liquids the children discovered that lemon juice and lime juice were the best for writing secret invisible messages!

Milk:



Vinegar:



Lime juice:




Lemon Juice:









Countdown Challenge by Mrs Elmore

Since the start of the year, Year 6 children have been challenged with a weekly Countdown task. Just like the TV programme there are 6 numbers and 4 operations. Each number can be used only once and not all of them must be used. There are no fractions, negative numbers, or square numbers. There is no time limit, but we do encourage children to find more than one solution if possible, below is an example of one of the challenges set:

	<p>Use +, -, x, ÷ with 4, 4, 6, 8, 10, 100 to make 512.</p>
---	--

On Fridays with Class 2 we work on different money challenges. Each letter of the alphabet has been given a monetary value and we explore the 'value' of different words and people. Have a go at the family challenge and let us know your results!

	a	g	m	s	y
	b	h	n	t	z
	c	i	o	u	
	d	j	p	v	
	e	k	q	w	
	f	l	r	x	

Family Challenge

cat = 5p + 1p + 2p =





What is the value of your name?

Which 4-letter word is worth the most?

What is the value of the longest word you can make?

Whose name in your family is 'worth' the most?

Can you find a word which totals £1 exactly?

Which member of staff has the highest total?

Lockdown Diaries by Mr Piper

Lockdown Diaries 3

The driver floored the accelerator and the car leapt forward like a panther. Just in time. The offside wing struck the old crone hobbling across the road and sent her sprawling. The grey wig and the false beard flew off, and the absurd tartan cloak went swirling across the carriageway. We sped on. I turned to see someone staggering to the pavement. I smiled to myself. At least Nicolai Andreevich would not be troubling us for a while.

I glanced at my companion. He looked visibly shaken; his jaw was sagging. The poor man! I leant across, put a gloved finger under his chin and closed his mouth. He recovered himself with a shake of the head and then, in a touching gesture, muttered, 'Thank you, mate.' All right, it wasn't entirely appropriate, but this was something like the Bor I knew.

'Take us to gate 12,' said the Major to the driver. 'Then Code 5. We don't want any further little incidents.'

'Right, Sir,' came the reply. 'And then we proceed as planned.'

'Of course.'

But exactly what was the plan? I had still to find out.

Lockdown Diaries 4

The room had the air of an operating theatre and it was not just the oxygen cylinders. What was it? Maybe the stainless-steel instruments, maybe the monitors or even the two uniformed nurses. I could not be sure.

A stethoscope hung like a double-headed rattlesnake on the back of the door, and I've seen a few of those in my time, I can tell you. The manor must have at least fifty of the things. What fun we had, my bro and I, slamming them – which is absolutely all right when you're small. It's a pity that Geoff's the one who stopped growing when he was eight. Eventually, papa could stand it no longer. Bought him a place of his own, only little of course, and persuaded him to move out. I think Argentina should be far enough.

But I digress.

We were all standing about waiting for the Major to outline his plan. There was a shuffling of feet, mainly our own. I slipped a humbug into my mouth. I often find it helps when things get tense, and they were tense now, very tense indeed.

TO BE CONTINUED.....